

**Semi Professional Sewing Machine
Accessories**

JUKI



**ACCESSORIES
CATALOGUE**



**Semi Professional Sewing Machine
Accessories**


Oct. 2020 Edition

Standard Presser Foot

This basic presser foot is easy to use in various sewing applications, such as for straight lines or curves and on medium to heavy weight materials.

With this “hinged presser foot,” which has a spring at the back, allowing the front to go up, even thick seams can smoothly be crossed. The large groove along the bottom of this presser foot ensures that the stitching to be perfectly completed.

TL Series
A9836-D25-0A0




Zipper Attaching Foot

The position of this presser foot can be switched between the left and right side of the needle, allowing for perfect alignment on pieces such as zippers.

By loosening the screw at the back and sliding the presser foot to either the left or right, you can use either the right or left needle hole of this presser foot. This enables it to sew either the left or the right side of the zipper.

TL Series
A9838-090-0A0



Solid Cording Foot (Right)

This one-sided presser foot presses down on only one side of the fabric, is useful for sewing along edges of, for example, zippers and piping.

Since the needle drops on the right side, this presser foot is useful for perfect alignment on pieces such as zippers and piping. This “fixed presser foot,” where presser foot and holder are one, provides stability when sewing flat materials.

TL Series
A9844-D25-AA0



Solid Cording Foot (Left)

This one-sided presser foot, presses down on only one side of the fabric, is useful for sewing along edges of, for example, zippers and piping.

Since the needle drops on the left side, this presser foot is useful for perfect alignment on pieces such as zippers and piping. This “fixed presser foot,” where presser foot and holder are one, provides stability when sewing flat materials.

TL Series
A9844-D25-BA0



Hinged Cording Foot

This one-sided presser foot, presses down on only one side of the fabric, is useful for sewing along edges of, for example, zippers and piping. It also allows thick seams to easily be crossed.

Since the needle drops on the right side, this presser foot is useful for perfect alignment in a wide range of applications, such as concealed seams along edges of zippers and piping. This hinged presser foot can easily cross thick seams.

TL Series
A9844-D25-CA0



Hinged Zipper Foot

This narrow hinged presser foot is useful for sewing zippers and narrow pieces.

The narrow width of 3 mm from the needle to the edge of the presser foot is perfect for sewing narrow pieces. Align the edge of the presser foot with the zipper teeth as a guide for a seam allowance of 3 mm.

TL Series
A9842-D25-0A0




Hinged Zipper Foot(2.5mm)

This presser foot is best-suited to sewing zippers.

With this foot, it can be performed to sew the verge of material when attaching zippers, sewing edges or attaching D-rings. It is also used for ensuring the stitch width. This foot has the narrowest full width among all presser feet. The width from the needle to the edge of presser foot is 2.5 mm.

TL Series
40233380



Invisible Zipper Foot (Metal)

This presser foot is used for inserting a concealed zipper.

Since this presser foot lifts the teeth of the zipper as they are fed through the groove along the bottom of the presser foot, you can closely sew along the edges of the zipper teeth.

This presser foot is made of highly durable metal.

TL Series
A9841-D25-AA0



Invisible Zipper Foot (Plastic)

This presser foot is used for inserting a concealed zipper.

Since this presser foot lifts the teeth of the zipper as they are fed through the groove along the bottom of the presser foot, you can closely sew along the edges of the zipper teeth.

This presser foot is made of common plastic.

TL Series
A9841-D25-BA0



Smooth Foot

This presser foot is used for materials that do not feed well and are difficult to sew, such as vinyl-coated fabric and leather.

This presser foot, made of a fluorocarbon resin, smoothly and evenly feeds even vinyl-coated material and leather, which stick to metal presser feet and are difficult to sew. Since resin wears with use, sew plain materials with the standard presser foot.

TL Series
A9840-D25-0A0




Hemming Foot

This presser foot is used for sewing the edge of fabric while folding it twice to a narrow width (about 3 mm). It is used for finishing ruffles and handkerchief edges.

The spiral guide of this presser foot rolls the edge of the fabric to create a narrow rolled hem. This presser foot can be used on light-weight to medium-weight fabric. Since the fabric can be uniformly folded twice without ironing, this presser foot is useful for finishing ruffles and handkerchief edges.

TL Series
A9837-090-0A0



Piping Foot

This presser foot is used for creating piping and sewing it on. The groove that the cord passes through has a diameter of about 3 mm.

This presser foot is used for sewing piping on the edges of bags etc. There is slot that is approximately 3mm in diameter for passing a cord to the undersurface of piping foot on the left side of needle entry hole. This "fixed presser foot," where presser foot and holder are one, provides stability when sewing flat materials.

TL Series
A9845-D25-0A0



Hinged Piping Foot(Left 3mm)

With this piping foot, the sewing machine is able to make piping cords with ease without using an iron and adhesive interlining.

This piping foot can be widely used for sewing edges of bags and attaching decorative lines on knick knacks. There is slot that is approximately 3mm in diameter for passing a cord to the undersurface of piping foot on the left side of needle entry hole. This is a kind of "hinged foot", which has a spring at the rear and the front part is raised. It is easy to go over the multi-layered portion.

TL Series
40233382



Hinged Piping Foot(Left 5mm)

With this piping foot, the sewing machine is able to make piping cords with ease without using an iron and adhesive interlining.

This piping foot can be widely used for sewing edges of bags and attaching decorative lines on knick knacks. There is slot that is approximately 5mm in diameter for passing a cord to the undersurface of piping foot on the left side of needle entry hole. This is a kind of "hinged foot", which has a spring at the rear and the front part is raised. It is easy to go over the multi-layered portion.

TL Series
40242318



Compensating Foot (Right 1.5mm)

This presser foot is used for stabilizing stitching 0.06" (1.5 mm) to the left of a thick seam. It is useful for coverstitching.

By guiding the fabric along the right toe (guide) of the presser foot, stitching can be sewn 1.5 mm from the thick seam. Since a spring moves the guide up or down, this presser foot can be used with a wide variety of fabrics, from standard-weight to heavyweight.

TL Series
A9843-D25-AA0




Compensating Foot (Left 1.5mm)

This presser foot is used for stabilizing stitching 0.06" (1.5 mm) to the right of a thick seam. It is useful for coverstitching.

By guiding the fabric along the left toe (guide) of the presser foot, stitching can be sewn 1.5 mm from the thick seam. Since a spring moves the guide up or down, this presser foot can be used with a wide variety of fabrics, from standard-weight to heavyweight.

TL Series
A9843-D25-BA0



Compensating Foot (Right 1/4")

This presser foot is used for stabilizing stitching 1/4" (6.5 mm) to the left of a thick seam.

By guiding the fabric along the right toe (guide) of the presser foot, stitching can be sewn 1/4" from the thick seam. Since a spring moves the guide up or down, this presser foot can be used with a wide variety of fabrics, from standard-weight to heavyweight.

TL Series
A5140-E98-ZA0



Compensating Foot (Right 7mm)

This presser foot is used for stabilizing stitching 0.03" (7 mm) to the left of a thick seam.

By guiding the fabric along the right toe (guide) of the presser foot, stitching can be sewn 0.03" (7 mm) from the thick seam. Since a spring moves the guide up or down, this presser foot can be used with a wide variety of fabrics, from standard-weight to heavyweight.

TL Series
A9850-D25-0A0



Compensating Foot Extra Short(Right 1.5mm)

With this foot, the sewing machine is able to carry out sewing at 1.5 mm position on the left from the stepped portion.

In comparison with the standard compensating foot, the front part of this presser foot has a shorter structure. This means that this presser foot is suited to the sewing of small parts such as pockets, single lap stitching, hemming, etc. and of small curves. This presser foot can be used with a wide variety of fabrics, from standard-weight to heavyweight.

TL Series
40233377



Regular Hinged Foot (1/4")

This presser foot is used for piecing together patchwork with a seam allowance of 1/4" (6.5 mm).

Align the edge of the fabric with the edge of the presser foot to stitch with a seam allowance of 1/4".

TL Series
40171426



Regular Hinged Foot (7.5/7.0mm)

This presser foot is used for piecing together patchwork with a seam allowance of 7.5/7.0 mm.

Align the edge of the fabric with the edge of the presser foot to stitch with a seam allowance of 7.5 mm on the left side and 7.0mm on the right side.

TL Series
A9849-D25-BA0



1/4" Presser Foot

This presser foot is used for piecing together patchwork with a seam allowance of 1/4" (6.5 mm).

Align the edge of the fabric with the presser foot guide to easily sew with a seam allowance of 1/4". The guide being short at the front and back makes this presser foot perfect for sewing not only straight lines but also curves.

TL Series
40171428



7mm Presser Foot

This presser foot is used for piecing together patchwork with a seam allowance of 7 mm.

Align the edge of the fabric with the presser foot guide to easily sew with a seam allowance of 7 mm. The guide being short at the front and back makes this presser foot perfect for sewing not only straight lines but also curves.

TL Series
40171432



Spring Guide Hinged Foot (Right 1.5mm)

This is the presser foot provided with a spring-type guide. It is best-suited to single lap stitching.

The stitch width is 1.5 mm. This foot is intended for light- to standard-weight materials. The spring-type guide is thin and short. Its length is not exist behind the needle hole. It can have an ability to turn in a small portion and also sew small curves with ease.

TL Series
40233378



Spring Guide Hinged Foot(Right 2.0mm)

This is the presser foot provided with a spring-type guide. It is best-suited to single lap stitching.

The stitch width is 2.0 mm. This foot is intended for light- to standard-weight materials. The spring-type guide is thin and short. Its length is not exist behind the needle hole. It can have an ability to turn in a small portion and also sew small curves with ease.

TL Series
40242308



Spring Guide Hinged Foot(Right 3.0mm)

This is the presser foot provided with a spring-type guide. It is best-suited to single lap stitching.

The stitch width is 3.0 mm. This foot is intended for light- to standard-weight materials. The spring-type guide is thin and short. Its length is not exist behind the needle hole. It can have an ability to turn in a small portion and also sew small curves with ease.

TL Series
40242309




Even Feed Foot

This presser foot is used for stretch fabrics (such as knits), hard-to-feed materials (such as vinyl-coated fabric) and unevenly fed material (such as quilting or fabric with a nap).

This presser foot is equipped with an upper feed dog that works together with the feed dog of the sewing machine to feed the material in order to prevent bunched stitching and uneven feeding. When used together with the quilt guide, this presser foot is also useful for quilting so that seams are equally spaced.

TL Series
A9811-D25-0A0



Edge Sewing Presser Foot

The edge sewing presser foot is used to sew the edges of patchwork quilts and garments (waistbands, collar bands, etc.).

The edge sewing presser foot is provided with a guide before the needle hole position. Blind stitching can be performed by sewing the material with the edge sewing presser foot guide pressed against the joint seam of material. Since the needle enters the material just behind the guide, the edge of seam of material can be sewn.

TL Series
40238151



1/5" Quilting Foot

This presser foot is used for free-motion quilting.

With the feed dog lowered, you can freely move the fabric to draw using stitching. The distance from the needle entry point to the outer edge of the presser foot is 1/5" (5 mm). Since the presser foot moves up and down together with the movement of the needle, thick seams can easily be crossed.

TL Series
A9811-E98-AA0A



1/4" Quilting Foot

This presser foot is used for free-motion quilting. It is also useful as a guide for echo quilting.

With a distance of 1/4" (6.5 mm) from the needle entry point to the outer edge, this presser foot is perfect for echo quilting, stitching sewn equally spaced using the edge of the presser foot as a guide. Since the presser foot moves up and down together with the movement of the needle, thick seams can easily be crossed.

TL Series
A9811-E98-BA0A



Quilting Foot Front Open Toe

This presser foot for free-motion sewing is open at the front so that the needle area is easy to see.

Since the presser foot moves up and down together with the movement of the needle, thick seams can easily be crossed.

TL Series
40171422



Quilting Foot Side Open Toe

This presser foot for free-motion sewing is open at the front so that the needle area is easy to see. It is used for free-motion sewing when the sewing machine is positioned longitudinally.

This presser foot is useful for free-motion sewing when the sewing machine is positioned longitudinally with the machine head in front of you. It is also perfect for use with the free-motion table. Since the presser foot moves up and down together with the movement of the needle, thick seams can easily be crossed.

TL Series
40166734



1/4" Quilting Foot (for Ruler)

This presser foot is used for free-motion quilting using a ruler.

With a distance of 1/4" (6.5 mm) from the needle entry point to the outer edge of the presser foot, sew using a ruler as a guide. The front of the presser foot is lowered, making it easier to see the needle area. Use the screw to adjust the height of the presser foot according to the thickness of the fabric.

TL Series
40166729



Echo Quilting Foot

This presser foot for free-motion sewing has guidelines useful for echo quilting.

The circular guidelines at 1/4" (6.5 mm) and 5/8" (10 mm) from the needle entry point are useful for echo quilting, stitching sewn equally spaced. Use the screw to adjust the height of the presser foot according to the thickness of the fabric.

TL Series
40166739



Top Ply Joining Shirring Foot

This foot is used for sewing two plies of material while making gathering on one of them, or making gathering on one ply of material.

With this top ply joining shirring foot, the sewing machine is able to make consistent gathering automatically. It can be used when making clothes frills and tiered skirts.

TL Series
40233375




Adjustable Shirring Foot

This foot is used for making gathering. The gathering amount is changed by turning the screw.

This shirring foot is used for making gathering and shirring of sleeve caps. The shirring foot has screw at its rear portion. When you turn this screw, it comes in contact with pin of shirring foot to change the inclination angle of the foot and the gathering amount will change according to the angle.

TL Series
40233376



Foot for Thin Fabric

This presser foot was designed specifically for easily sewing lightweight materials.

Since the needle drops into a round opening, this presser foot reduces puckering when sewing lightweight materials and prevents skipped stitches as well as faulty stitching.

TL Series
A9813-096-0A0A




Throat Plate for Thin Fabric

The small needle hole makes this throat plate perfect for sewing lightweight materials.

This throat plate prevents stitching shrinkage and keeps lightweight materials out of the needle hole. Recommended Needle size #9 to #11.

TL Series
A9839-090-AA0




Throat Plate for Thick Fabric

The large needle hole makes this throat plate ideal for sewing heavyweight materials.

This throat plate is perfect for heavy-weight fabrics and thick needles. The chance of the needle hitting the needle plate is reduced, allowing you to sew more safely with even more combinations of heavyweight fabrics and thick needles. Recommended Needle size #16 to #18 .

TL Series
A9839-090-BA0



Double Fold Bias Binder(incl. SA65)32mm

With this binder, the sewing machine is able to double-fold the 32 mm wide bias tape into approximately 8.5 mm wide tape to bind the material edge.

When this binder is attached to the sewing machine, the operator is able to sew straight seams and curved seams as desired. If the separately available level plate is attached to the machine, binder can swing smoothly and damage to the main body of sewing machine can be reduced.

TL Series
40242310



Double Fold Bias Binder(incl. SA85) 38 mm

With this binder, the sewing machine is able to double-fold the 38 mm wide bias tape into approximately 10.5 mm wide tape to bind the material edge.

When this binder is attached to the sewing machine, the operator is able to sew straight seams and curved seams as desired. If the separately available level plate is attached to the machine, binder can swing smoothly and damage to the main body of sewing machine can be reduced.

TL Series
40233374




Swing Hemmer Small Size(incl. SHA50)5mm

With this hemmer, the sewing machine is able to sew the material edge while folding it in three, measuring approximately 5 mm in width.

This hemmer is applicable to the finishing of the bottom of blouses and shirts, the hem of handkerchiefs, etc. If the separately-available level plate is attached to the machine, hemmer can swing smoothly and damage to the main body of sewing machine can be reduced.

TL Series
40233379



Quilt Guide for Even Feed Foot

This guide is used for sewing parallel rows of stitching that are equally spaced.

This guide, installed on either side of the needle, can be used for stitching on either the left or the right side. With marks on the guide bar at a 1/5" (5 mm) spacing, this guide can be moved as far as 2.32" (60 mm) to the left or right side of the needle.

TL Series
40171424



T Gauge

This gauge is used as a guide for the edge of the fabric when sewing with a fixed seam allowance.

The guide being long at the front and back makes this gauge perfect for sewing long straight lines. The gauge can be moved as far as 3/4" (20 mm) from the needle and secured by loosening and tightening the screws with a screwdriver.

TL Series
A9846-D25-0A0




Swing Gauge

This gauge is used as a guide for the edge of the fabric when sewing with a fixed seam allowance. This gauge can be swung toward you so that it is out of the way when not in use.

The guide being short at the front and back makes this gauge perfect for sewing gentle curves. The gauge can be moved as far as 1.2" (30 mm) from the needle and secured by loosening and tightening the screws with a screwdriver.

TL Series
A9847-D25-0A0



Magnetic Gauge

This gauge is used as a guide for the edge of the fabric when sewing with a fixed seam allowance. A magnet allows you to easily reposition the gauge.

A strong magnet holds this gauge in place on the needle plate. This gauge can also be used on household sewing machines with a metal needle plate.

TL Series
A9848-D25-0A0




Tape Guide for Binder(Max 40mm)

This tape guide for binder helps feed the tape smoothly when a binder or other attachment is used with the sewing machine.

This guide is used with inserted into the clearance provided between the sewing machine bed and the sewing machine table. Maximum 40 mm tape can be set to this guide. The tape guide prevents the tape from twisting or being get entangled.

TL Series
40242316




Tape Guide for Binder(Max 60mm)

This tape guide for binder helps feed the tape smoothly when a binder or other attachment is used with the sewing machine.

This guide is used with inserted into the clearance provided between the sewing machine bed and the sewing machine table. Maximum 60 mm tape can be set to this guide. The tape guide prevents the tape from twisting or being get entangled.

TL Series
40233381



Leveling Plate

This leveling plate is used for ensuring smooth swing of the binder or hemmer.

Difference in height between the throat plate and the bed surface is eliminated by using the leveling plate, thereby allowing the binder or hemmer to swing smoothly. The leveling plate reduces the damage of the main body of sewing machine by swinging the binder or hemmer.

TL Series
40233383



Ruler Set

This quilting ruler is used as a template for stitching designs using the quilting ruler foot.

Various patterns can be formed by combining basic lines and shapes. Be sure to use this kit together with the presser foot for a ruler. The kit contents and shapes may differ.

TL Series
Please contact your local JUKI dealer




Ruler Kit (HZZ type)

This quilting ruler is used for creating a pattern while stitching along with the 1/4" Quilting Foot (for Ruler).

Various patterns can be formed by combining basic lines and shapes. This kit contents straight, wave, hexagon, circle, feather shapes. Be sure to use this kit together with the 1/4" Quilting Foot (for Ruler). The thickness of these rulers are 3mm.

TL Series
40209956



Free Motion Table

This table is used for free-motion sewing when the sewing machine is positioned longitudinally.

This auxiliary table for free-motion sewing is transparent, making it easy to see under the work surface. It is also perfect for use with the quilting foot side open toe.

TL Series
Please contact your local JUKI dealer



Foot Controller

This controller can be used to start/stop sewing and adjust the sewing speed with your foot.

Controlling the sewing machine with your foot leaves both of your hands free while sewing.



TL Series

40144122 (TL-2020 PE/2200QVP Mini/2010Q/2000Qi Only)

Foot Switch Stopper

This stopper can be used for disabling the foot switch of the foot controller.

Installing this stopper on the foot controller disables the function that is activated by stepping on the controller with your heel.



TL Series

40165358 (TL-2020 PE/2200QVP Mini/2010Q/2000Qi Only)

Knee-lifting Lever

Increase efficiency by using your knees to lift and lower the presser foot without using Your hands.

Using your knee to push the lever to the right raises the presser foot, and when you return it will lower the presser foot.



TL Series

40180154

Bobbin

This bobbin is designed specifically for the vertical full rotary hook in JUKI semi-professional sewing machines.

A notch allows this bobbin to be placed on the bobbin winding shaft.



TL Series

A9851-D25-0A0

Bobbin Case

This bobbin case is designed specifically for the vertical full rotary hook in JUKI semi-professional sewing machines.

The latch, which can be opened or closed, allows this vertical bobbin case to easily be inserted into or removed from the machine. This bobbin case also allows you to adjust the bobbin thread tension.



TL Series

A9852-D25-0A0

Semi Professional Sewing Machine Accessories List

	TL Series		TL Series
Standard Presser Foot	A9836-D25-0A0	Even Feed Foot	A9811-D25-0A0
Zipper Attaching Foot	A9838-090-0A0	Edge Sewing Presser Foot	40238151
Solid Cording Foot (Right)	A9844-D25-AA0	1/5" Quilting Foot	A9811-E98-AA0A
Solid Cording Foot (Left)	A9844-D25-BA0	1/4" Quilting Foot	A9811-E98-BA0A
Hinged Cording Foot	A9844-D25-CA0	Quilting Foot Front Open Toe	40171422
Hinged Zipper Foot	A9842-D25-0A0	Quilting Foot Side Open Toe	40166734
Hinged Zipper Foot(2.5mm)	40233380	1/4" Quilting Foot (for Ruler)	40166729
Invisible Zipper Foot (Metal)	A9841-D25-AA0	Echo Quilting Foot	40166739
Invisible Zipper Foot (Plastic)	A9841-D25-BA0	Top Ply Joining Shirring Foot	40233375
Smooth Foot	A9840-D25-0A0	Adjustable Shirring Foot	40233376
Hemming Foot	A9837-090-0A0	Foot for Thin Fabric	A9813-096-0A0A
Piping Foot	A9845-D25-0A0	Throat Plate for Thin Fabric	A9839-090-AA0
Hinged Piping Foot(Left 3mm)	40233382	Throat Plate for Thick Fabric	A9839-090-BA0
Hinged Piping Foot(Left 5mm)	40242318	Double Fold Bias Binder(incl. SA65) 32mm	40242310
Compensating Foot (Right 1.5mm)	A9843-D25-AA0	Double Fold Bias Binder(incl. SA85) 38mm	40233374
Compensating Foot (Left 1.5mm)	A9843-D25-BA0	Swing Hemmer Small Size (incl. SHA50)5mm	40233379
Compensating Foot (Right 1/4")	A5140-E98-ZA0	Quilt Guide for Even Feed Foot	40171424
Compensating Foot (Right 7mm)	A9850-D25-0A0	T Gauge	A9846-D25-0A0
Compensating Foot Extra Short (Right 1.5mm)	40233377	Swing Gauge	A9847-D25-0A0
Regular Hinged Foot (1/4")	40171426	Magnetic Gauge	A9848-D25-0A0
Regular Hinged Foot (7.5/7.0mm)	A9849-D25-BA0	Tape Guide for Binder(Max 40mm)	40242316
1/4" Presser Foot	40171428	Tape Guide for Binder(Max 60mm)	40233381
7mm Presser Foot	40171432	Leveling Plate	40233383
Spring Guide Hinged Foot (Right 1.5mm)	40233378	Ruler Set	Please contact your local JUKI dealer
Spring Guide Hinged Foot (Right 2.0mm)	40242308	Ruler Kit (HZL type)	40209956
Spring Guide Hinged Foot (Right 3.0mm)	40242309	Free Motion Table	Please contact your local JUKI dealer

TL Series	
Foot Controller	40144122 (TL-2020 PE/ 2200QVPMini/2010Q/2000Qi Only)
Foot Switch Stopper	40165358 (TL-2020 PE/ 2200QVPMini/2010Q/2000Qi Only)
Knee-lifting Lever	40180154
Bobbin	A9851-D25-0A0
Bobbin Case	A9852-D25-0A0