






















Machine Accessories - Website











June 2020



Product Name	Product Code	Picture	RRP Price	Description	Gloria	Ovation	Accolade	Evolution	Evolve	Acclaim	Enlighten	Victory	Imagine	Enspire	Coverstitch
Standard Foot Flat Sole (Gloria)	M1-36K01		\$80.00	This is the standard Flat Sole Foot that comes on the Gloria, it has a flat sole. This foot is beneficial when crossing intersecting seams and working with bulky fabrics such as fleece and includes 3 tape guides, a 6mm guide for overlocking only, a 9mm guide for coverstitch and a 14mm which will feed to either sets of needles. It is suitable for the Ovation as an optional extra.	✓	✓									
Standard Foot Grooved (Ovation) This can not be used on the Gloria	M0-36K11		\$80.00	This is the standard Grooved Foot that comes on the Ovation, it has a groove under the foot which is perfect for gathering a single layer of fabric and 3 tape guides, a 6mm guide for overlocking only, a 9mm guide for coverstitch and a 14mm which will feed to either sets of needles. It is suitable for the Accolade, Evolution and Evolve as an optional extra.		✓	✓	✓	✓						
Standard Foot Flat Sole (Accolade)	B5001B04B		\$80.00	This is the standard Flat Sole Foot that comes on the Accolade. This foot is beneficial when crossing intersecting seams and working with bulky fabrics such as fleece. Also included a 14mm guide for feeding tapes from either sets of needles. It is suitable for the Evolution and Evolve as an optional extra.			✓	✓	✓						
Standard Foot Grooved (Evolution & Evolve)	B5002S11A		\$80.00	This is the standard Grooved Foot that comes on the Evolution and Evolve it has a groove under the foot which is perfect for gathering a single layer of light to medium fabric. Also includes a 14mm guide for feeding tapes from either sets of needles. It is also suitable for the Accolade as an optional extra.			✓	✓	✓						
Standard Foot Grooved (Acclaim, Enlighten, Victory, Imagine, Enspire)	B5001K01A		\$75.00	This is the standard Grooved Foot that comes on the Acclaim, Enlighten, Victory, Imagine and Enspire it has a groove under the foot which is perfect for gathering a single layer of light to medium fabric. Also includes a 6mm guide for feeding tapes.						✓	✓	✓	✓	✓	
Beading Foot	B5002-04A-C		\$80.00	This foot is for attaching pearls, piping, cording, and more to the edge of fabric with ease and speed. This one-step foot will give all of your surface embellishments a professional finish. Can also be used to decorate your project using the Flatlock - on fold method with a 2-thread Flatlock-Narrow Stitch the pearls can be stitched on anywhere.	✓	✓	✓	✓	✓						
Beading Foot	B5002-01A-C		\$75.00	This foot is for attaching pearls, piping, cording, and more to the edge of fabric with ease and speed. This one-step foot will give all of your surface embellishments a professional finish. Can also be used to decorate your project using the Flatlock - on fold method with a 2-thread Flatlock-Narrow Stitch the pearls can be stitched on anywhere.						✓	✓	✓	✓	✓	
Blind Hem Foot	B5002S06A		\$80.00	Looking for a quick, easy way to make your hems invisible? This foot was designed specifically for easily stitching a blind hem. You can also use this foot as a guide foot for rolled hem pintucks and edge stitching along fabric edges.	✓	✓	✓	✓	✓						
Blind Hem Foot	B5002S02A		\$75.00	Looking for a quick, easy way to make your hems invisible? This foot was designed specifically for easily stitching a blind hem. You can also use this foot as a guide foot for rolled hem pintucks and edge stitching along fabric edges.						✓	✓	✓	✓	✓	
Clear Foot	B5002S14A		\$80.00	Where you need to see where you are stitching the clear foot is perfect. Constructed of durable plastic enables the work to be viewed all the way to the needles. Can be used for all overlocking stitches, coverstitch and chain stitch.	✓	✓	✓	✓	✓						









Product Name	Product Code	Picture	RRP Price	Description	Gloria	Ovation	Accolade	Evolution	Evolve	Acclaim	Enlighten	Victory	Imagine	Enspire	Coverstitch
Clear Foot	B5002K02A		\$75.00	When you need to see where you are stitching the clear foot is perfect. Constructed of durable plastic enables the work to be viewed all the way up to the needles. Can be used for all basic overlocking stitches.						✓	✓	✓	✓	✓	
Clear Curve Foot	M0-36062		\$80.00	The Clear Curve Foot is short and has a flat sole. Use this foot for better visibility when stitching around cuffs and necklines and great for children's wear using cover stitch. Its perfect for using decorative coverstitch and chain stitch. The foot includes a 6mm tape guide for attaching tapes when overlocking.	✓	✓	✓	✓	✓						
Coverstitch foot	B5002S10B		\$80.00	A narrow foot with an allowance for coverstitch needles only. Use the Cover/Chain Stitch foot for better visibility and easier control for stitching curves or turning tight corners. It is particularly beneficial when working with stretchy fabrics.	✓	✓	✓	✓	✓						
Curve foot	M0-36A09		\$80.00	The Curve Foot is shorter than the standard foot and has a flat sole. This makes it a good choice for stitching curves and sewing over cross seams. It is perfect for using with decorative coverstitch and chain stitch. Its shorter length is also a benefit for sewing around cuffs and necklines. The foot includes a 6mm tape guide for attaching tapes when overlocking.	✓	✓	✓	✓	✓						
Elasticating Foot	B5002S09A		\$80.00	Confidently overlock elastic by letting this foot take care of all the work. This foot provides even pressure on the elastic every time to prevent pulling and tugging on the needles. The adjustable guide (2mm - 20mm) and tension dial allow you to overlock the elastic to the edge of the fabric with a uniformed finish. Also includes a guide hole for inserting fishing line/wire into a rolled hem edge. Elastic can be stitched in place using Coverstitch. (Triple or Wide Coverstitch)	✓	✓	✓	✓	✓						✓
Elasticating Foot	B5002S01A		\$75.00	Confidently overlock elastic by letting this foot take care of all the work. This foot provides even pressure on the elastic every time to prevent pulling and tugging on the needles. The adjustable guide (2mm - 20mm) and tension dial allow you to overlock the elastic to the edge of the fabric with a uniformed finish. Also includes a guide hole for inserting fishing line/wire into a rolled hem edge.						✓	✓	✓	✓	✓	
Flat Sole Foot This can not be used on the Gloria	M0-36K05		\$80.00	The underside of the foot is completely flat (no groove).This foot is beneficial when crossing intersecting seams and working with bulky fabrics such as fleece and includes 3 tape guides, a 6mm guide for overlocking only, a 9mm guide for coverstitch and a 14mm which will feed to either sets of needles.		✓	✓	✓	✓						
Flat Sole Foot	B5001K02A		\$75.00	The underside of the foot is completely flat (no groove).This foot is beneficial when crossing intersecting seams and working with bulky fabrics such as fleece.						✓	✓	✓	✓	✓	







Product Name	Product Code	Picture	RRP Price	Description	Gloria	Ovation	Accolade	Evolution	Evolve	Acclaim	Enlighten	Victory	Imagine	Enspire	Coverstitch
Gathering Foot	B5002S07A		\$80.00	Make and attach beautiful ruffles in one simple step. This is a time saving foot, gathering one layer of fabric while attaching to another - frills in half the time! The ratio of gathered fabric is determined by the differential feed setting. Note: Gathering works best with fine fabrics. The heavier the fabric the less the gather.	✓	✓	✓	✓	✓						✓
Gathering Foot	B5002S03A		\$75.00	Make and attach beautiful ruffles in one simple step. This is a time saving foot, gathering one layer of fabric while attaching to another - frills in half the time! The ratio of gathered fabric is determined by the differential feed setting. Note: Gathering works best with fine fabrics. The heavier the fabric the less the gather.						✓	✓	✓	✓	✓	
Grooved Gather Foot	M1-36K02		\$80.00	The Grooved Gather Foot will allow you to easily gather a single layer of lightweight to medium fabrics using the overlock or chain stitch settings in conjunction with the differential feed on your Baby Lock. Also includes 3 tape guides, a 6mm guide for overlocking only, a 9mm guide for coverstitch and a 14mm which will feed to either sets of needles. Designed and best option for the Gloria.	✓	✓	✓	✓	✓						
Lace Foot	B5002S08A		\$80.00	Overlock the finest lace and delicate trims without damaging the header of the trim. The adjustable guide on the front of the foot protects the lace and trims from being cut by the blade while the fabric underneath can still be trimmed. Perfect for heirloom and achieving a 1/4" seam for patchwork. Can also be used as a guide foot with coverstitch.	✓	✓	✓	✓	✓						✓
Lace Foot	B5002S05A		\$75.00	Overlock the finest lace and delicate trims without damaging the header of the trim. The adjustable guide on the front of the foot protects the lace and trims from being cut by the blade while the fabric underneath can still be trimmed. Perfect for heirloom and achieving a 1/4" seam for patchwork.						✓	✓	✓	✓	✓	
Open Toe Foot	B5002T20A		\$120.00	The wide opening in the front of this foot makes it perfect for projects which require extra visibility, i.e. decorative coverstitching or aligning stitching lines on hems. Can be used for overlocking and cover/chain stitching.	✓	✓	✓	✓	✓						
Pintucking Foot	B5002-06A-C		\$80.00	Add beautiful pin tucks to any project using narrow coverstitch. The Pintuck foot comes with two guides which attach to the front of the needle plate, one for flat pintucks and one for corded pintucks. Flat pintucks look great in rows, as used in blouses, christening gowns and heirloom sewing. Corded pintucks give an excellent decorative effect, as they can be stitched in swirling or curved patterns for stunning results.	✓	✓	✓	✓	✓						
Piping Foot 3mm	B5002-11A-C		\$80.00	The 3mm piping foot has a narrow channel running the length of the foot which enables the piping to be overlocked into a seam perfectly. You can also make your own piping either with overlock stitch or using chain stitch with the needle in C3 position for narrow cord only. The 3mm Piping Foot is designed for a 3mm cord.	✓	✓	✓	✓	✓						✓
Piping Foot 3mm	B5002-02A-C		\$75.00	The 3mm piping foot has a narrow channel running the length of the foot which enables the piping to be overlocked into a seam perfectly. You can also make your own piping using overlock stitch. The 3mm Piping Foot is designed for a 3mm cord.						✓	✓	✓	✓	✓	





Product Name	Product Code	Picture	RRP Price	Description	Gloria	Ovation	Accolade	Evolution	Evolve	Acclaim	Enlighten	Victory	Imagine	Inspire	Coverstitch
Piping Foot 5mm	B5002-05A-C		\$80.00	The 5mm piping foot has a larger channel than the 3mm, running under the length of the foot which enables a thicker piping to be overlocked into a seam perfectly. You can also make your own piping either with overlock stitch or using chain stitch with the needle in C2 or C3 position for 5mm cord only. You can also use the 5mm Piping Foot for inserting zippers.	√	√	√	√	√						√
Piping Foot 5mm	B5002-03A-C		\$75.00	The 5mm piping foot has a larger channel than the 3mm, running under the length of the foot which enables a thicker piping to be overlocked into a seam perfectly. You make your own piping using overlock stitch. You can also use the 5mm Piping Foot for inserting zippers. The 5mm Piping Foot is designed for 5mm cord.						√	√	√	√	√	
Teflon Foot	B5002T21A		\$140.00	The Teflon coating on the base of this foot is perfect when working with sticky surfaces such as vinyl, faux leather, plastic and laminated fabrics. It also slides smoothly on heavy fabrics like denim and fleece when stitching multiple layers.	√	√	√	√	√						
Teflon Foot	B5002T22A		\$135.00	The Teflon coating on the base of this foot is perfect when working with sticky surfaces such as vinyl, faux leather, plastic and laminated fabrics. It also slides smoothly on heavy fabrics like denim and fleece when stitching multiple layers.						√	√	√	√	√	
Accessory Feet 6 Pack 8 Thread Machines	A-6TA8		\$450.00	A box containing the following 6 feet: beading, blind hemmer, gathering, Elasticating, piping 5mm and lace.	√	√	√	√	√						
Accessory Feet 6 Pack 4 Thread Machines	A-6TA		\$420.00	A box containing the 6 following feet: Elasticating, gathering, blind hem, piping 5mm, piping 3mm and beading .						√	√	√	√	√	
Fabric Guide	M0-70A09		\$160.00	A benefit when hemming using all versions of coverstitch to achieve a straight hem. It is fully adjustable with a sliding lockable guide to a distance of 130mm (5 1/4").	√	√									
Fabric Guide	B0420S01A		\$39.00	A benefit when hemming using all versions of coverstitch to achieve a straight hem. It is fully adjustable to the size of the hem required.			√	√	√						√
Left & Right Quilting Guide	Q0-96015		\$40.00	This attachment is perfect when using your Gloria or Ovation to stitch evenly spaced rows when using Coverstitch or Chain Stitch.	√	√									
Adjustable Tape Guide	B0421S01A		\$70.00	This attachment is used for feeding tapes, ribbons and lace while you coverstitch or chain stitch these in place on your fabric.	√	√	√	√	√						√
Belt Loop Folder 19mm	B0421S12A		\$70.00	You'll have plenty of options with this 19mm (3/4") Belt Loop Folder, using a triple or wide Coverstitch on your machine. Easily create straps, drawstrings, decorative trim, purse handles and of course, belt loops. This binder takes all of the work out of bias strips by folding and pressing them for you.	√	√	√	√	√						√
Belt Loop Folder 38mm	B0421S11A		\$70.00	You'll have plenty of options with this 38mm (1 1/2") Belt Loop Folder, using a triple or wide Coverstitch on your machine. Easily create straps, drawstrings, decorative trim, purse handles and of course, belt loops. This binder takes all of the work out of bias strips by folding and pressing them for you.	√	√	√	√	√						√

Product Name	Product Code	Picture	RRP Price	Description	Gloria	Ovation	Accolade	Evolution	Evolve	Acclaim	Enlighten	Victory	Imagine	Enspire	Coverstitch
Bias Binder Double Fold 28mm	B0421S03A		\$130.00	The 28mm/1 1/8" Double Fold Bias Binder will turn the fabric strips into binding and allow you to attach it to the edge of your project using Coverstitch or Chain Stitch. Perfect for curved edges, collars, and necklines on woven fabrics to give you beautiful bound edge.	√	√	√	√	√						√
Bias Binder Double Fold 36mm	B0421S02A		\$130.00	The 36mm/1 1/2" Double Fold Bias Binder will turn the fabric strips into binding and allow you to attach it to the edge of your project using Coverstitch or Chain Stitch. Perfect for curved edges, collars, and necklines on woven fabrics to give you a beautiful bound edge.	√	√	√	√	√						√
Bias Binder Single Fold 28mm	B0421S04A		\$130.00	The 28mm/1 1/8" Single Fold Bias Binder folds the top of the bias strip only while keeping the bottom flat, using a wide or triple coverstitch. You will be pleased at how easily this one-step process will perfectly enclose the fabric edge to give you a beautiful bound edge.	√	√	√	√	√						√
Bias Binder Single Fold 40mm	B0421S05A		\$130.00	The 40mm/1 5/8" Single Fold Bias Binder folds the top of the bias strip only while keeping the bottom flat, using a wide or triple coverstitch. You will be pleased at how easily this one-step process will perfectly enclose the fabric edge to give you a beautiful bound edge.	√	√	√	√	√						√
Lap Seam Binder	B0-75001		\$130.00	What is a Lap Seam? - A lap seam is a seam variant where two edges of fabric are folded in opposite directions so both cut edges are concealed inside the seam. Using the Lap Seam Binder attached to the Gloria, Ovation or Coverstitch Machines will allow you to create the perfect lap seam in one simple process.	√	√									√
Plain Hemmer 6mm	B0421S07A		\$60.00	This attachment creates a folded 1/4" hem to the top of your work, the needle stitching is on the folded edge and the chain stitch or reverse coverstitch is underneath, being the right side. You will be amazed by the professional results it delivers.	√	√	√	√	√						√
Plain Hemmer 12mm	B0421S06A		\$60.00	This attachment creates a folded 1/2" hem to the top of your work, the needle stitching is on the folded edge and the chain stitch or reverse coverstitch is underneath, being the right side. You will be amazed by the professional results it delivers.	√	√	√	√	√						√
Single Downturn Feller 6mm	B0421S10A		\$60.00	The 6mm Single Downturn Feller turns the fabric underneath to form the perfect straight single turn hem. You won't need to press your hems before using this feller, making hemming easy.	√	√	√	√	√						√
Single Downturn Feller 16mm	B0421S08A		\$60.00	The 16mm Single Downturn Feller turns the fabric underneath to form the perfect straight single turn hem. You won't need to press your hems before using this feller, making hemming easy.	√	√	√	√	√						√
Single Downturn Feller 25mm	B0421S09A		\$60.00	The 25mm Single Downturn Feller turns the fabric underneath to form the perfect straight single turn hem. You won't need to press your hems before using this feller, making hemming easy.	√	√	√	√	√						√

Product Name	Product Code	Picture	RRP Price	Description	Gloria	Ovation	Accolade	Evolution	Evolve	Acclaim	Enlighten	Victory	Imagine	Enspire	Coverstitch
4 Hole Flat Bed Table	MO-01K21		\$36.95	This table is required for the Knit Binders and Lap Seam Binder, which attach to the front holes and is included with the Ovation and Gloria	✓	✓									
Knit Binder Double Fold 8mm	D13-4-08E		\$160.00	This 8mm Double Fold Knit Binder will turn fabric strips into binding and attach to your project edge all in one step to give you a professional finish. It attaches to the front two holes of the 4 hole flat bed table which is included with the Gloria and Ovation. Note: can also be used for woven fabrics, cut on the bias grain of the fabric.	✓	✓									✓
Knit Binder Double Fold 10mm	D13-4-10E		\$160.00	This 10mm Double Fold Knit Binder will turn fabric strips into binding and attach to your project edge all in one step to give you a professional finish. It attaches to the front two holes of the 4 hole flat bed table which is included with the Gloria and Ovation. Note: can also be used for woven fabrics, cut on the bias grain of the fabric.	✓	✓									✓
Knit Binder Double Fold 15mm	D13-4-15E		\$160.00	This 15mm Double Fold Knit Binder will turn fabric strips into binding and attach to your project edge all in one step to give you a professional finish. It attaches to the front two holes of the 4 hole flat bed table which is included with the Gloria and Ovation. Note: can also be used for woven fabrics, cut on the bias grain of the fabric.	✓	✓									✓
Knit Binder Single Fold 15mm	D13-3-15E 15mm		\$160.00	This 15mm Single Fold Knit Binder will turn fabric strips into a double fold on the top side and a single fold on the underside and will attach to your project edge all in one step to give you a professional finish. The single fold will give you a better finish with thicker knits than the double fold. It attaches to the front two holes of the 4 hole flat bed table which is included with the Gloria and Ovation. Note: can also be used for woven fabrics, cut on the bias grain of the fabric.	✓	✓									✓
Trim Bin	900N		\$44.95	A tray which sits under the overlocker, to catch all the scraps which are trimmed during overlocking. Size: 33cm width x 27.5cm depth	✓	✓	✓	✓	✓	✓	✓	✓	✓	✓	
Clear Extension Table	CT-5		\$399.00	A must have accessory for those who have purchased the Gloria, Ovation or Acclaim to expand your workspace for larger projects. This clear extension table which fits the machine perfectly and also includes a Circular Sewing Kit which will give you the ability to overlock or coverstitch/chain stitch perfect circles. Table Size: 18" x 24" *please note cannot be used in conjunction with a trim bin	✓	✓				✓					
Clear Extension Table	CT-1		\$299.00	A must have accessory for those who wish to expand their workspace for larger projects. This clear extension table fits the machine perfectly to give you a large, smooth sewing surface for overlocking or coverstitch. Table Size: 18" x 18" *please note cannot be used in conjunction with a trim bin			✓	✓	✓		✓	✓	✓	✓	✓

Product Name	Product Code	Picture	RRP Price	Description	Gloria	Ovation	Accolade	Evolution	Evolve	Acclaim	Enlighten	Victory	Imagine	Enspire	Coverstitch
DVD'S															
Ovation Instructional DVD	DVDOV		\$39.95	A lesson at home at any time of the day, this comprehensive DVD takes you through the machine set up and all the basic stitches. There are many hints and tips including inspirational samples shown as well.		✓									
Evolve Wave Instructional DVD	DVDEVW		\$39.95	A lesson at home at any time of the day, this comprehensive DVD takes you through the machine set up and all the basic stitches. There are many hints and tips including inspirational samples shown as well. Suitable for the Accolade and Evolution.			✓	✓							
Evolve Instructional DVD	DVDEV		\$39.95	A lesson at home at any time of the day, this comprehensive DVD takes you through the machine set up and all the basic stitches. There are many hints and tips including inspirational samples shown as well.					✓						
Imagine Wave Instructional DVD	DVDIW		\$34.95	A lesson at home at any time of the day, this comprehensive DVD takes you through the machine set up and all the basic stitches. There are many hints and tips including inspirational samples shown as well. Suitable for the Enlighten also.							✓				
Imagine Instructional DVD	DVDAT		\$34.95	A lesson at home at any time of the day, this comprehensive DVD takes you through the machine set up and all the basic stitches. There are many hints and tips including inspirational samples shown as well. Suitable for the Victory also.								✓	✓		
Eclipse Instructional DVD	DVDEC		\$34.95	A lesson at home at any time of the day, this comprehensive DVD takes you through the machine set up and all the basic stitches. There are many hints and tips including inspirational samples shown as well. Suitable for the Enspire										✓	
Evolve Accessory DVD	DVDACCEV		\$39.95	An instructional DVD showing how to use all the feet and attachments that are available . Suitable for the Accolade, Evolution, Evolve Wave and Evolve.			✓	✓	✓						
Imagine & Imagine Wave Accessory DVD	DVDACCAT		\$39.95	An instructional DVD showing how to use all the different accessory feet that are available. Suitable for Acclaim, Enlighten, Victory, Imagine, Imagine Wave.						✓	✓	✓	✓		

Product Name	Product Code	Picture	RRP Price	Description	Gloria	Ovation	Accolade	Evolution	Evolve	Acclaim	Enlighten	Victory	Imagine	Enspire	Coverstitch
Coverstitch Only															
Clear Foot <i>Coverstitch Machine only</i>	B5002S17A		\$80.00	Constructed of durable plastic enables the work to be viewed all the way through to the needles. Optional for the Coverstitch Machine only.											✓
Pintucking Foot <i>Coverstitch Machine only</i>	B5002-06B-C		\$80.00	Add beautiful pin tucks to any project using narrow coverstitch. The Pintuck foot comes with two guides which attach to the front of the needle plate, one for flat pintucks and one for corded pintucks. Flat pintucks look great in rows, as used in blouses, christening gowns and heirloom sewing. Corded pintucks give an excellent decorative effect, as they can be stitched in swirling or curved patterns for stunning results. Optional for the Coverstitch Machine only.											✓
Standard Presser Foot <i>Coverstitch Machine only</i>	B5001S07B		\$80.00	This is the standard Presser Foot that comes on the Coverstitch Machine.											✓
Accessory Bags & Trolley Cases															
Accessory Bag Purple	ACCPUR		\$129.00	Accessory Bags - from Designer Stitch & Quilt The perfect accessory for all Baby Lock owners featuring 30 clear zipper pockets in multiple sizes to store all your accessory feet, attachments and tools. Made from 600 Denier Polyester Fabric, with a detachable shoulder strap and solid carry handles. A fixed strap on the back of the bag allows for the Accessory Bag to easily slip over our Trolley Case handles, making it easy to transport to your workshop. Available Colours: Purple, Teal, Black	✓	✓	✓	✓	✓	✓	✓	✓	✓	✓	✓
Accessory Bag Teal	ACCTEAL		\$129.00		✓	✓	✓	✓	✓	✓	✓	✓	✓	✓	✓
Accessory Bag Black	ACCBBLACK		\$129.00		✓	✓	✓	✓	✓	✓	✓	✓	✓	✓	✓
Large Trolley Case Purple	LRGPUR		\$329.00	Large Trolley Case - from Designer Stitch & Quilt The 54cm Large Trolley Case is suitable for the Gloria and Ovation Machines. Features: 4 multi-directional swivel wheels, 600 Denier Polyester Fabric, telescopic extension handles, side lifting handles, top carrying handles, two zippered storage pockets on each side, two zippered storage pockets on the front and elastic strap for holding lid for easier packing. Interior Dimensions: H 365 x W 490 x D 355mm Carrying Weight: Max 20kgs Warranty: 12 months - Conditions Apply	✓	✓									
Medium Trolley Case Teal	MEDTEAL		\$289.00	Medium Trolley Case - from Designer Stitch & Quilt The 46cm Medium Trolley Case is suitable for the Accolade, Evolution, Evolve, Acclaim, Enlighten, Victory, Imagine, Enspire, Coverstitch Machines. Features: Dual wheels, 600 Denier Polyester Fabric, telescopic extension handles, side lifting handles, top carrying handles, two zippered storage pockets on each side, two zippered storage pockets on the front and elastic strap for holding lid for easier packing. Interior Dimensions: H 310 x W 430 x D 300mm Carrying Weight: Max 15kgs Warranty: 12 months - Conditions Apply			✓	✓	✓	✓	✓	✓	✓	✓	✓

Product Name	Product Code	Picture	RRP Price	Description	Gloria	Ovation	Accolade	Evolution	Evolve	Acclaim	Enlighten	Victory	Imagine	Enspire	Coverstitch
Needles															
Organ Needles ELx705 Size: 12 (Eight Thread Models)	ELx705J#12		\$14.95	Your Baby Lock Machine is only as good as the needles in it! Organ Needles are designed and manufactured to deliver outstanding performance on your Baby Lock. The ELx705 size: 12 are the needles recommended for all Baby Lock Eight Thread Combination models for Overlocking.	✓	✓	✓	✓	✓						
Organ Needles ELx705 Size: 14 (Eight Thread & Coverstitch Models)	ELx705J#14		\$14.95	Your Baby Lock Machine is only as good as the needles in it! Organ Needles are designed and manufactured to deliver outstanding performance on your Baby Lock. The ELx705 size: 14 are the needles recommended for all Baby Lock Eight Thread Combination and Coverstitch models for Cover/Chain stitching.	✓	✓	✓	✓	✓						✓
Organ Needles HAX1SP Size:11 (Four Thread Models)	HAX1SP#11/CR		\$14.95	Your Baby Lock Machine is only as good as the needles in it! Organ Needles are designed and manufactured to deliver outstanding performance on your Baby Lock. The HAX1SP size: 11 are the needles recommended for all Baby Lock Four Thread Overlockers.						✓	✓	✓	✓	✓	
Organ Needles HAX1SP Size:14 (Four Thread Models)	HAX1SP#14/CR		\$14.95	Your Baby Lock Machine is only as good as the needles in it! Organ Needles are designed and manufactured to deliver outstanding performance on your Baby Lock. The HAX1SP size: 14 are the needles recommended for all Baby Lock Four Thread Overlockers.						✓	✓	✓	✓	✓	