

NEW PRODUCT

Overlock Machine With Free Arm

4 LED lights in both the sewing space area and the first ever illuminated looper threading area.

- * 2-Needle 2/3/4 -Thread Overlock
- * Stitch Length 1~5mm
- * Smooth Quiet Performance
- * Differential Feed 1:0.6~1:2 For More Sewing Capabilities
- * Small Free Arm Enables Easy Sewing For Tubular Pieces
- * Auto Tension Release
- * Auto Lower Looper Threader For Easy Threading
- * Convenient Built-In Thread Cutter To Trim Your Thread
- * 2-Thread Converter To Switch To 2-Thread Sewing Option
- * Adjustable Presser Foot Pressure
- * Built-in Narrow Rolled Hemming
- * Onboard Tool Storage
- * Auto Switch Off
- * Waste Catcher




Exclusive illuminated threading area with simple looper threading system

Perfect Stitching

16 overlock stitch variations using 2/3/4 thread stitch formations. Perfect for all types of fabric, and any serging situations.




2-Thread Wrapped Overlock, Wide



2-Thread Wrapped Overlock, Narrow



2-Thread Overlock, Wide



2-Thread Overlock, Narrow




3-Thread Flatlock, Wide



3-Thread Flatlock, Narrow



3-Thread Overlock, Wide




3-Thread Overlock, Narrow




3-Thread Flatlock, Wide



3-Thread Flatlock, Narrow



3-Thread Stretch Overlock



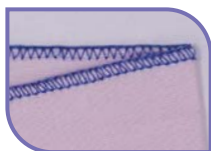
4-Thread Overlock



3-Thread Narrow Edge



3-Thread Rolled Edge



2-Thread Narrow Edge



2-Thread Rolled Edge

1. Small Free Arm

You can easily sew tubular items like sleeves, hems etc.

2. Auto Tension Release

Allows for smooth pull through of thread when changing spools

3. 4 LED lights on dual areas

Sewing space area and first ever illuminated looper threading area for enhanced visibility and less threading frustration.

4. Auto Lower Looper Threader

A marvellous invention to offer the quickest way to thread the lower looper with one touch.

5. Built-in Narrow Rolled Hemming

Simple fingertip controls without changing the needle plate. "N" for normal sewing, "R" for narrow, rolled hem.

6. 2-Thread Converter

The most convenient and simplest converter to switch to 2-thread sewing option. Saves you time and money when overlocking raw edges.

7. Removable Upper Knife with Top Driver Arm Design

The upper knife can be disengaged with ease. Top driver design means less chance of waste fabric jams.

8. Snap-on Presser Foot

Quick and simple presser foot changes saves time and frustration.

9. Needle Threader & Inserter

Conveniently trim your threads at the completion of every seam.

10. Accessories are included in the looper cover

Thoughtful, neatly arranged tool storage inside the looper cover.

11. Needle Threader & Inserter

Thread the needle quickly and easily insert new needles.

12. Presser Foot Pressure Dial

Easy to adjust presser foot pressure for sewing a wide variety of fabrics.

13. Cutting Width Knob

Easily adjust stitch width of up to 7mm for better results on different fabrics.

14. Differential Feed Dial

Varied differential feed adjustment allows for flatter seams in knits, and prevention of puckering on fine fabrics.

15. Stitch Length Dial

Offers an easy-to-use accurate stitch length from 1mm to 5mm for more sewing possibilities.

16. Electronic Speed Controller

Provides full power and is easy to control at any speed without heat build-up under foot.



Accessories:

A. OVERLOCK PRESSER FOOT

1. Elastic Foot

The Elastic Foot guides and stretches narrow elastic (6-12mm, 1/4~1/2") for lingerie and other elastic insertion techniques.

2. Blindhem & Lace Foot

The Blindhem Foot is perfect for sewing invisible hems and for applying lace. The hem is sewn, overcast and trimmed in one step.

3. Beading Foot

The Beading Foot smoothly guides beads and pearls through a channel on the foot for any application on garments or crafts.

4. Piping Foot

The Piping Foot is perfect for inserting packaged piping into seams and on edges for a tailored finish. The trim is sewn between the two layers of fabric in one step. A groove under the foot helps guide the piping. You can also create your own piping for a custom finish.

The Piping Foot makes it fast and easy to cover cording with fabric and to insert piping into seams for a professional look!

5. Taping Foot

The Taping Foot is used to apply seam tapes to seams to prevent stretching. It is especially good for stabilizing shoulder seams. With this foot you can reinforce and construct seams in one step.

6. Shirring Foot

The Shirring Foot easily makes and attaches shirring in one step to garments, pillows, and other home decorative items with this shirring foot.



B. EXTENSION TABLE SET

Including extension table, four legs and push pin.

Assemble the extension table and legs according to the illustrations provided with the table. The push pin is used in the small holes in the table to hold your fabric in place when sewing circles.

